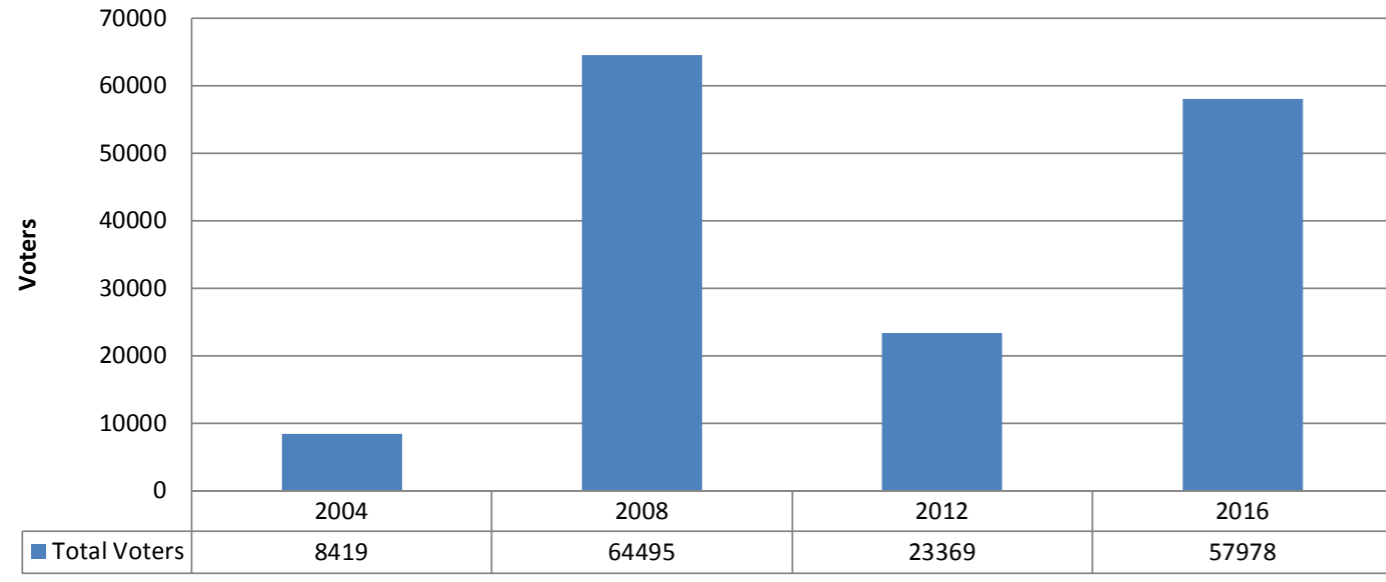


**PRESIDENTIAL PREFERENCE PRIMARY ELECTION VOTING TRENDS**

	Early Voting	Absentee	Polling	Other	Total Voters	Registered Voters	Turnout %
2004	1217	1096	6092	14	8419	52971	16%
2008	7731	17444	39221	99	64495	144217	45%
2012	3654	7321	12323	71	23369	54179	43%
2016	11386	19059	27513	20	57978	132684	44%

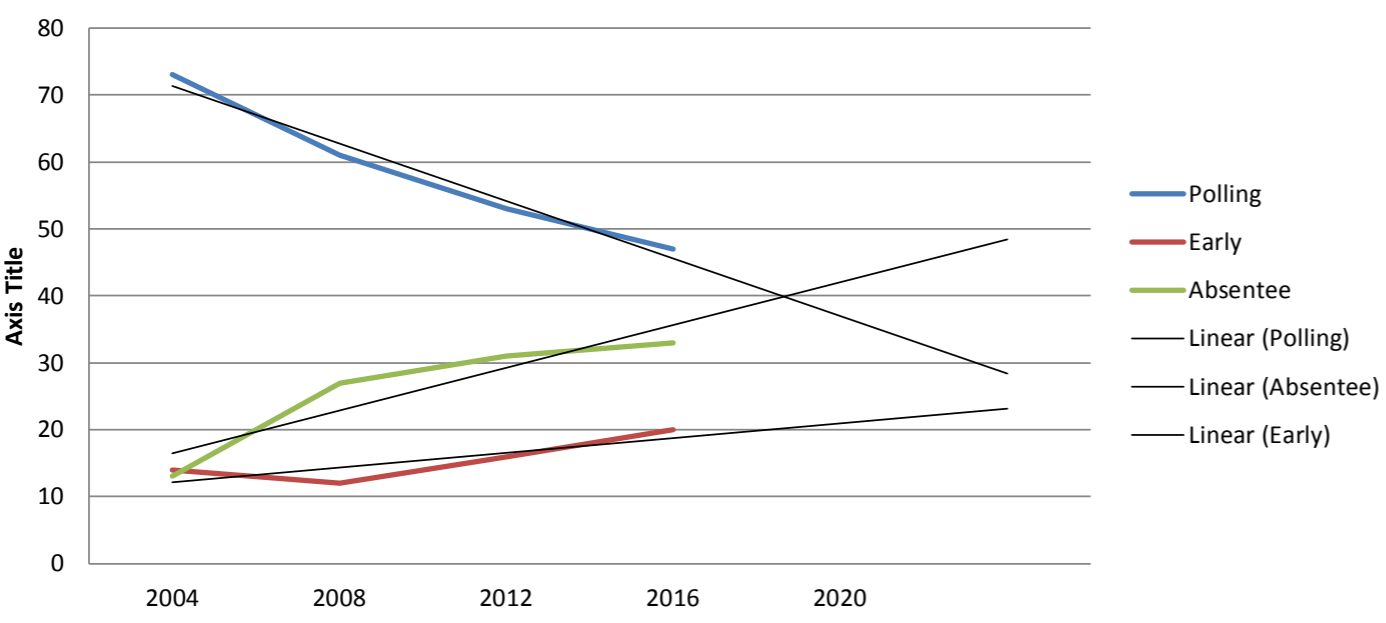
**PPP Elections**



**PPP Elections**

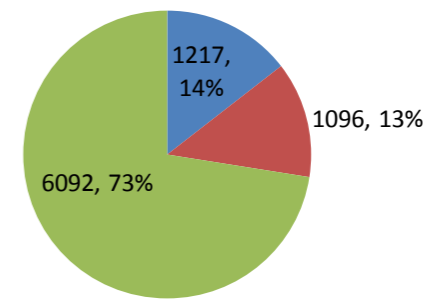
	Early	Absentee	Election Day
2004	14	13	73
2008	12	27	61
2012	16	31	53
2016	20	33	47

**Predicted % turnout by voting method**



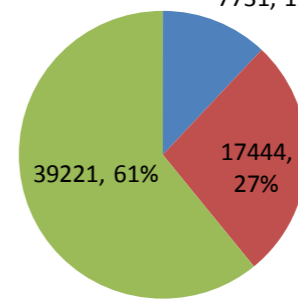
**2004**

■ Early Voting ■ Absentee ■ Polling



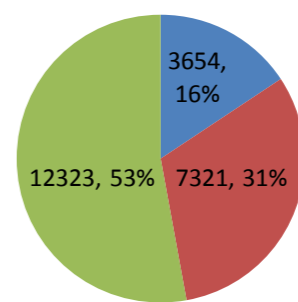
**2008**

■ Early Voting ■ Absentee ■ Polling



**2012**

■ Early Voting ■ Absentee ■ Polling



**2016**

■ Early Voting ■ Absentee ■ Polling

