

Florida Form 106A for fl_stlucie_2020_Primary_Election.csv

ContestName ContestID ChoiceID ChoiceName PrecinctName CounterGroup VSPaperCards AuditPaperCar CardDis AuditAutomaticV,
(Any discrepancies were fewer than 0.5% of the total votes for each contest, and therefore not reported. This report is empty.)

Comparison of Cards Cast with Counter Groups

Election District: Counter Group: [Change](#)

[Show / hide columns](#)

Counter Group ID	Counter Group	Comparison System	Cards	
			This System	Difference
AB	Absentee	34,983	34,984	+1
ED	Election Day	12,747	12,745	-2
EV	Early Voting	8,098	8,097	-1
PR	Provisional	6	6	0

St. Lucie County, FL, 2020 Primary Election, 8/18/2020

Comparison of Votes Cast

Election District:

Counter Group:

Contest:

[Change](#)

[Show / hide columns](#)

Choice	Ballots With Contest			Votes			Overvoted With Vote for this Choice	Undervoted Without Vote for this Choice
	Comparison System	This System	Difference	Comparison System	This System	Difference		
United States Representative in Congress, District 18 (REP) (Vote for 1)								
Brian Mast	22,335	22,336	+1	19,089	19,091	+2	22	193
Nick Vessio	22,335	22,336	+1	3,030	3,030	0	22	193
United States Representative in Congress, District 18 (DEM) (Vote for 1)								
Pam Keith	27,528	27,525	-3	21,205	21,202	-3	20	526
Oz Vazquez	27,528	27,525	-3	5,778	5,777	-1	20	526
State Senator for Senatorial District 25 (DEM) (Vote for 1)								
Corinna Balderramos Robinson	27,528	27,525	-3	19,057	19,055	-2	9	1,331
Reinaldo Daniel Diaz	27,528	27,525	-3	7,130	7,130	0	9	1,331
State Representative for House District 55 (REP) (Vote for 1)								
Kaylee Tuck	573	573	0	288	288	0	0	19
Ned Hancock	573	573	0	266	266	0	0	19
State Representative for House District 84 (REP) (Vote for 1)								
Dana Trabulsy	12,788	12,789	+1	9,374	9,376	+2	14	569
Eileen Vargas	12,788	12,789	+1	2,829	2,830	+1	14	569
Sheriff (REP) (Vote for 1)								
Kevin C. Carter	22,335	22,336	+1	12,596	12,597	+1	13	2,506
Rich Williams	22,335	22,336	+1	7,219	7,220	+1	13	2,506
Supervisor of Elections (DEM) (Vote for 1)								
Gertrude Walker	55,834	55,832	-2	38,559	38,556	-3	27	3,872
Sheritta Johnson	55,834	55,832	-2	13,374	13,377	+3	27	3,872
County Commissioner, District 1 (REP) (Vote for 1)								
Ryan Edward Collins	22,335	22,336	+1	10,958	10,957	-1	11	2,109
Betty Jo Starke	22,335	22,336	+1	6,510	6,512	+2	10	2,109
Rolin Dorsainvil	22,335	22,336	+1	2,745	2,745	0	12	2,109
County Commissioner, District 1 (DEM) (Vote for 1)								
Chris Dzadovsky	27,528	27,525	-3	13,232	13,231	-1	15	1,141
Robin "Doug" Bynoe	27,528	27,525	-3	13,139	13,138	-1	15	1,141
County Commissioner, District 5 (DEM) (Vote for 1)								
Henry M. Duhart	27,528	27,525	-3	11,341	11,340	-1	10	1,584
Kurt Holden	27,528	27,525	-3	9,228	9,227	-1	10	1,584
Fritz Masson Alexandre	27,528	27,525	-3	5,363	5,362	-1	12	1,584
Circuit Judge, Circuit 19 Group 11 (Vote for 1)								
Victoria L. Griffin	55,834	55,832	-2	35,217	35,216	-1	9	4,043
Louis "Lou" Larsen	55,834	55,832	-2	16,564	16,564	0	9	4,043

Choice	Ballots With Contest			Votes			Overvoted With Vote for this Choice	Undervoted Without Vote for this Choice
	Comparison System	This System	Difference	Comparison System	This System	Difference		
School Board, District 2 (Vote for 1)								
Jack Kelly	55,834	55,832	-2	23,554	23,553	-1	30	4,362
James Monds	55,834	55,832	-2	20,478	20,477	-1	21	4,362
Lennox Wyllie	55,834	55,832	-2	7,407	7,408	+1	22	4,362
School Board, District 4 (Vote for 1)								
Kathryn Hensley	55,834	55,832	-2	21,362	21,364	+2	18	4,209
Jennifer Richardson	55,834	55,832	-2	21,327	21,326	-1	17	4,209
Jason W. Palm	55,834	55,832	-2	8,916	8,914	-2	9	4,209
Mayor for Fort Pierce Mayor (Vote for 1)								
Linda Hudson	6,986	6,996	+10	3,092	3,093	+1	1	238
Donna Benton	6,986	6,996	+10	1,292	1,295	+3	0	238
Harold Albury III	6,986	6,996	+10	1,033	1,033	0	0	238
Rick Reed	6,986	6,996	+10	971	975	+4	1	238
Alonzo Watkins	6,986	6,996	+10	225	225	0	0	238
James R. Mason	6,986	6,996	+10	134	136	+2	0	238
Fort Pierce Districts for Fort Pierce District 1 (Vote for 1)								
Reggie Sessions	2,584	2,583	-1	951	950	-1	0	75
Curtis Johnson Jr	2,584	2,583	-1	649	649	0	0	75
Kenny Robinson	2,584	2,583	-1	605	605	0	0	75
Charles E. Bryant	2,584	2,583	-1	304	304	0	0	75
Port St. Lucie City Council D2 (Vote for 1)								
David Pickett	33,610	33,608	-2	13,303	13,302	-1	7	3,590
John Haugh	33,610	33,608	-2	8,599	8,600	+1	5	3,590
Chauncelor R. Howell	33,610	33,608	-2	8,109	8,109	0	6	3,590
Committeewoman (DEM) (Vote for 1)								
Felicia Bruce	498	498	0	255	255	0	0	77
Shannon Marie Scott	498	498	0	166	166	0	0	77

1 to 45 of 45

Voting System Post-Election Audit Report

County: St. Lucie Date of Election: 8/18/20

Type of Audit (check applicable box): Manual Automated Independent

Precinct Number(s): ALL PRECINCTS

Race (if Manual Audit): _____

1. Overall accuracy of the audit:

Accurate

2. Description of any problems or discrepancies encountered:

None

3. Likely cause of such problems or discrepancies:

N/A

4. Recommended corrective action with respect to avoiding or mitigating such circumstances in future elections:

N/A

Check applicable box and sign below:


We hereby certify that the report of the voting system audit performed for the election is accurate and that attached are precinct summary reports for each precinct audited.

We hereby certify that a voting system audit was not done because a manual recount was conducted under s. 102.166, Florida Statutes.

Signatures of County Canvassing Board members:

Daryl Isenhower

Printed Name




Signature

9/1/20

Date

Lillian Ewen

Printed Name



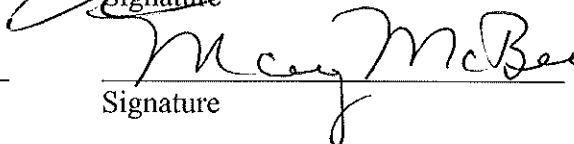
Signature

9/1/20

Date

Mary McBee

Printed Name



Signature

9/1/20

Date

Election Summary Report

Closed Primary

St Lucie County

August 18, 2020

Summary for: All Contests, All Districts, All Counting Groups

OFFICIAL RESULTS

Precincts Reported: 64 of 64 (100.00%)

Registered Voters: 55,834 of 214,401 (26.04%)

Ballots Cast: 55,834

United States Representative in Congress, District 18 (REP) (Vote for 1) REP

Precincts Reported: 64 of 64 (100.00%)

	Election Day	Absentee	Early Voting	Provisional	Total	
Times Cast	7,623	10,949	3,761	2	22,335 / 70,866	31.52%
Undervotes	42	126	26	0	194	
Overvotes	2	20	0	0	22	

Candidate	Party	Election Day	Absentee	Early Voting	Provisional	Total	
Brian Mast	REP	6,495	9,449	3,143	2	19,089	86.30%
Nick Vessio	REP	1,084	1,354	592	0	3,030	13.70%
Total Votes		7,579	10,803	3,735	2	22,119	

United States Representative in Congress, District 18 (DEM) (Vote for 1) DEM

Precincts Reported: 64 of 64 (100.00%)

	Election Day	Absentee	Early Voting	Provisional	Total	
Times Cast	4,181	19,508	3,835	4	27,528 / 84,848	32.44%
Undervotes	93	365	68	0	526	
Overvotes	1	17	1	0	19	

Candidate	Party	Election Day	Absentee	Early Voting	Provisional	Total	
Pam Keith	DEM	3,145	14,957	3,100	3	21,205	78.59%
Oz Vazquez	DEM	942	4,169	666	1	5,778	21.41%
Total Votes		4,087	19,126	3,766	4	26,983	

State Senator for Senatorial District 25 (DEM) (Vote for 1)**DEM**

Precincts Reported: 64 of 64 (100.00%)

	Election Day	Absentee	Early Voting	Provisional	Total		
Times Cast	4,181	19,508	3,835	4	27,528 / 84,848 32.44%		
Undervotes	214	947	171	0	1,332		
Overvotes	0	8	1	0	9		
Candidate	Party	Election Day	Absentee	Early Voting	Provisional	Total	
Corinna Balderramos Robinson	DEM	2,826	13,468	2,760	3	19,057 72.77%	
Reinaldo Daniel Diaz	DEM	1,141	5,085	903	1	7,130 27.23%	
Total Votes		3,967	18,553	3,663	4	26,187	

State Representative for House District 55 (REP) (Vote for 1)**REP**

Precincts Reported: 4 of 4 (100.00%)

	Election Day	Absentee	Early Voting	Provisional	Total		
Times Cast	185	262	126	0	573 / 1,740 32.93%		
Undervotes	6	12	1	0	19		
Overvotes	0	0	0	0	0		
Candidate	Party	Election Day	Absentee	Early Voting	Provisional	Total	
Ned Hancock	REP	74	134	58	0	266 48.01%	
Kaylee Tuck	REP	105	116	67	0	288 51.99%	
Total Votes		179	250	125	0	554	

State Representative for House District 84 (REP) (Vote for 1)**REP**

Precincts Reported: 36 of 36 (100.00%)

	Election Day	Absentee	Early Voting	Provisional	Total		
Times Cast	4,327	6,426	2,034	1	12,788 / 37,485 34.11%		
Undervotes	126	395	49	0	570		
Overvotes	1	13	1	0	15		
Candidate	Party	Election Day	Absentee	Early Voting	Provisional	Total	
Dana Trabulsy	REP	3,410	4,407	1,556	1	9,374 76.82%	
Eileen Vargas	REP	790	1,611	428	0	2,829 23.18%	
Total Votes		4,200	6,018	1,984	1	12,203	

Sheriff (REP) (Vote for 1) REP

Precincts Reported: 64 of 64 (100.00%)

	Election Day	Absentee	Early Voting	Provisional	Total		
Times Cast	7,623	10,949	3,761	2	22,335 / 70,866	31.52%	
Undervotes	630	1,581	295	1	2,507		
Overvotes	2	10	1	0	13		
Candidate	Party	Election Day	Absentee	Early Voting	Provisional	Total	
Kevin C. Carter	REP	4,309	6,076	2,211	0	12,596	63.57%
Rich Williams	REP	2,682	3,282	1,254	1	7,219	36.43%
Total Votes		6,991	9,358	3,465	1	19,815	

Supervisor of Elections (DEM) (Vote for 1)

Precincts Reported: 64 of 64 (100.00%)

	Election Day	Absentee	Early Voting	Provisional	Total		
Times Cast	12,747	34,983	8,098	6	55,834 / 214,401	26.04%	
Undervotes	1,477	1,773	625	0	3,875		
Overvotes	4	19	3	0	26		
Candidate	Party	Election Day	Absentee	Early Voting	Provisional	Total	
Sheritta Johnson	DEM	3,903	7,097	2,371	3	13,374	25.75%
Gertrude Walker	DEM	7,363	26,094	5,099	3	38,559	74.25%
Total Votes		11,266	33,191	7,470	6	51,933	

County Commissioner, District 1 (REP) (Vote for 1) REP

Precincts Reported: 64 of 64 (100.00%)

	Election Day	Absentee	Early Voting	Provisional	Total		
Times Cast	7,623	10,949	3,761	2	22,335 / 70,866	31.52%	
Undervotes	566	1,315	228	0	2,109		
Overvotes	3	7	3	0	13		
Candidate	Party	Election Day	Absentee	Early Voting	Provisional	Total	
Ryan Edward Collins	REP	3,836	5,252	1,870	0	10,958	54.21%
Rolin Dorsainvil	REP	1,032	1,106	607	0	2,745	13.58%
Betty Jo Starke	REP	2,186	3,269	1,053	2	6,510	32.21%
Total Votes		7,054	9,627	3,530	2	20,213	

County Commissioner, District 1 (DEM) (Vote for 1) DEM

Precincts Reported: 64 of 64 (100.00%)

	Election Day	Absentee	Early Voting	Provisional	Total		
Times Cast	4,181	19,508	3,835	4	27,528 / 84,848	32.44%	
Undervotes	217	773	152	0	1,142		
Overvotes	1	13	1	0	15		
Candidate	Party	Election Day	Absentee	Early Voting	Provisional	Total	
Robin "Doug" Bynoe	DEM	2,188	8,853	2,094	4	13,139	49.82%
Chris Dzadovsky	DEM	1,775	9,869	1,588	0	13,232	50.18%
Total Votes		3,963	18,722	3,682	4	26,371	

County Commissioner, District 5 (DEM) (Vote for 1) DEM

Precincts Reported: 64 of 64 (100.00%)

	Election Day	Absentee	Early Voting	Provisional	Total		
Times Cast	4,181	19,508	3,835	4	27,528 / 84,848	32.44%	
Undervotes	241	1,172	171	0	1,584		
Overvotes	0	11	1	0	12		
Candidate	Party	Election Day	Absentee	Early Voting	Provisional	Total	
Fritz Masson Alexandre	DEM	845	3,733	785	0	5,363	20.68%
Henry M. Duhart	DEM	1,917	7,502	1,919	3	11,341	43.73%
Kurt Holden	DEM	1,178	7,090	959	1	9,228	35.59%
Total Votes		3,940	18,325	3,663	4	25,932	

Circuit Judge, Circuit 19 Group 11 (Vote for 1)

Precincts Reported: 64 of 64 (100.00%)

	Election Day	Absentee	Early Voting	Provisional	Total		
Times Cast	12,747	34,983	8,098	6	55,834 / 214,401	26.04%	
Undervotes	1,069	2,428	546	1	4,044		
Overvotes	0	7	2	0	9		
Candidate	Party	Election Day	Absentee	Early Voting	Provisional	Total	
Victoria L. Griffin		7,154	23,109	4,952	2	35,217	68.01%
Louis "Lou" Larsen		4,524	9,439	2,598	3	16,564	31.99%
Total Votes		11,678	32,548	7,550	5	51,781	

School Board, District 2 (Vote for 1)

Precincts Reported: 64 of 64 (100.00%)

	Election Day	Absentee	Early Voting	Provisional	Total		
Times Cast	12,747	34,983	8,098	6	55,834 / 214,401	26.04%	
Undervotes	1,033	2,825	504	1	4,363		
Overvotes	3	26	3	0	32		
Candidate	Party	Election Day	Absentee	Early Voting	Provisional	Total	
Jack Kelly		5,465	15,038	3,049	2	23,554	45.79%
James Monds		4,642	12,435	3,399	2	20,478	39.81%
Lennox Wyllie		1,604	4,659	1,143	1	7,407	14.40%
Total Votes		11,711	32,132	7,591	5	51,439	

School Board, District 4 (Vote for 1)

Precincts Reported: 64 of 64 (100.00%)

	Election Day	Absentee	Early Voting	Provisional	Total		
Times Cast	12,747	34,983	8,098	6	55,834 / 214,401	26.04%	
Undervotes	1,035	2,626	548	1	4,210		
Overvotes	6	11	2	0	19		
Candidate	Party	Election Day	Absentee	Early Voting	Provisional	Total	
Kathryn Hensley		4,387	14,289	2,684	2	21,362	41.40%
Jason W. Palm		2,492	5,056	1,367	1	8,916	17.28%
Jennifer Richardson		4,827	13,001	3,497	2	21,327	41.33%
Total Votes		11,706	32,346	7,548	5	51,605	

Mayor for Fort Pierce Mayor (Vote for 1)

Precincts Reported: 14 of 14 (100.00%)

	Election Day	Absentee	Early Voting	Provisional	Total		
Times Cast	1,734	4,066	1,195	2	6,997 / 23,760	29.45%	
Undervotes	73	124	41	0	238		
Overvotes	0	1	0	0	1		
Candidate	Party	Election Day	Absentee	Early Voting	Provisional	Total	
Harold Albury III		294	480	257	2	1,033	15.29%
Donna Benton		389	698	208	0	1,295	19.16%
Linda Hudson		691	1,956	446	0	3,093	45.77%
James R. Mason		26	77	33	0	136	2.01%
Rick Reed		232	578	166	0	976	14.44%
Alonzo Watkins		29	152	44	0	225	3.33%
Total Votes		1,661	3,941	1,154	2	6,758	

Fort Pierce Districts for Fort Pierce District 1 (Vote for 1)

Precincts Reported: 6 of 6 (100.00%)

	Election Day	Absentee	Early Voting	Provisional	Total		
Times Cast	550	1,440	592	2	2,584 / 9,514	27.16%	
Undervotes	20	39	16	0	75		
Overvotes	0	0	0	0	0		
Candidate	Party	Election Day	Absentee	Early Voting	Provisional	Total	
Charles E. Bryant		70	155	79	0	304	12.12%
Curtis Johnson Jr		114	351	184	0	649	25.87%
Kenny Robinson		175	297	132	1	605	24.11%
Reggie Sessions		171	598	181	1	951	37.90%
Total Votes		530	1,401	576	2	2,509	

Port St. Lucie City Council D2 (Vote for 1)

Precincts Reported: 31 of 31 (100.00%)

	Election Day	Absentee	Early Voting	Provisional	Total		
Times Cast	6,832	21,620	5,155	3	33,610 / 137,343	24.47%	
Undervotes	867	2,155	569	1	3,592		
Overvotes	0	6	1	0	7		
Candidate	Party	Election Day	Absentee	Early Voting	Provisional	Total	
John Haugh		1,695	5,708	1,195	1	8,599	28.65%
Chauncelor R. Howell		1,252	5,629	1,227	1	8,109	27.02%
David Pickett		3,018	8,122	2,163	0	13,303	44.33%
Total Votes		5,965	19,459	4,585	2	30,011	

Committeewoman (DEM) (Vote for 1) DEM

Precincts Reported: 1 of 1 (100.00%)

	Election Day	Absentee	Early Voting	Provisional	Total		
Times Cast	83	382	33	0	498 / 980	50.82%	
Undervotes	9	59	9	0	77		
Overvotes	0	0	0	0	0		
Candidate	Party	Election Day	Absentee	Early Voting	Provisional	Total	
Felicia Bruce	DEM	36	203	16	0	255	60.57%
Shannon Marie Scott	DEM	38	120	8	0	166	39.43%
Total Votes		74	323	24	0	421	